












Kettle vs Vending Touchpoints

LAVAZZA
PROFESSIONAL

- 1 Pick up the kettle 
- 2 Turn on the tap to fill the kettle, turn the tap off 
- 3 Open the cupboard to select a mug, close the cupboard 
- 4 Open the drawer to get a spoon, close the drawer 
- 5 Open the coffee jar to add to mug, close the jar 
- 6 Open the sugar jar, add to mug, close the jar 
- 7 Open the fridge, grab the milk, close the fridge 
- 8 Pick up the kettle, pour the water, put down the kettle 
- 9 Unscrew the milk lid, pour the milk, open the fridge, close the fridge 
- 10 Use the spoon to stir the drink, pick up the mug, enjoy! 

- 1 Payment if cash or Klix Key (optional and removed if cashless)
- 2 Select your drink of choice (one-touch operation)
- 3 Take drink from cup holder, enjoy!



For more information,
contact us on 0800 0323 444